

Shepway Day Services

Consultation Questionnaire

We want to know what is important to you when planning for the future, this questionnaire is just one way you can get involved.



Please complete questions which are relevant to you



1. Please tell us what you like and don't like about the service provided at Shepway Resource Centre?

Like	Don't like


2. Please tell us what you like and don't like about the services provided in the community?

Like	Don't like

3. Please tell us how you think the proposals for a community based service may affect you?



4. What worries you about the changes?











5. What could be done to make you feel better about the changes?



6. Please tick the boxes you are most interested in?



Activity/service		Already do	Would like to do
	Computing		
	Cookery		
	Reading and writing		
	Exercise and sport		
	Music		
	Gardening/conservation		
	Art and craft		
	Drama		
	Health and wellbeing		
	District Partnership Group		
	Pottery		
	Travel training		
	Meeting friends		
	Access to library, museum and interesting places		
	Speaking up groups, student committee		

Activity/Service	Already do	Would like to do
 Help to get a qualification		
 Advice on local resources e.g. benefits, job opportunities, education, housing		
 Work experience placements		
 Horseriding		
 Sensory and therapeutic sessions		
 Cycling		
 Daily living skills		
 Rambling		

6. Please tell us if there is anything else you would like to do or you feel is important?





8. Work

The new modernised service could assist people in getting ready for work. Please tick the boxes that apply to you.



	Yes	No
Would you like to work		
Would you like to do voluntary work		
Would you be interested in hearing more about supported employment and work.		

9. Direct Payments

Direct Payments help you to control your own life, so you can have more choice - just like everyone else.

A Direct Payment is money that Adult Social Care can give you to buy your own support and services.

Direct Payments	Yes	No
I already have a Direct Payment		
I would be interested in hearing more about Direct Payments		



It would be useful if you would please let us know (by putting a tick in the box) if you are a:



Person with a disability



Parent/carer



Social services employee



Health services employee



Other

Please specify

.....

.....

.....

If you would like us to respond to any questions or comments you have made in the questionnaire could you please provide your contact details below:



Name:

.....



Address:

.....

.....



Telephone :



Email:

Thank you for taking the time to complete this questionnaire.



February

Please return the completed questionnaire by
28th February 2012 to:



Kim Duff
Kent County Council
2nd Floor
Brenchley House
123/135 Week Street
Maidstone
Kent
ME14 1RF

**This questionnaire is available in alternative formats and can
be provided in a range of languages.**

Please contact us on 08458 247 100

